

Flipbook Exercise

Can you help racoon kick the ball to Data Duck? Let's find out how pictures can change using a flipbook!

Carefully cut out the pictures along the dotted lines. You should have 12 pictures. Put them in order from start to finish with 1 on the top and 12 on the bottom. Fix the left edge with a clip or stapler and flip through the images quickly.

You will notice that the ball is moving towards Data Duck, but it doesn't quite make it! Can you draw the ball in the pictures 7 - 10 so that it reaches Data Duck smoothly?

Hint: The ball will move slightly each time.

Once you have helped racoon kick the ball to Data Duck, see if you can make your own flipbook using the template.

Have fun!

Want another animation challenge?

See if you can kick the ball to Data Duck using block-based coding language Scratch. [Click here](#), or type this into your browser:

<https://scratch.mit.edu/projects/114078899/#editor>

1



7



2



8




3



9




4



10



5




11



HURRAH!



6

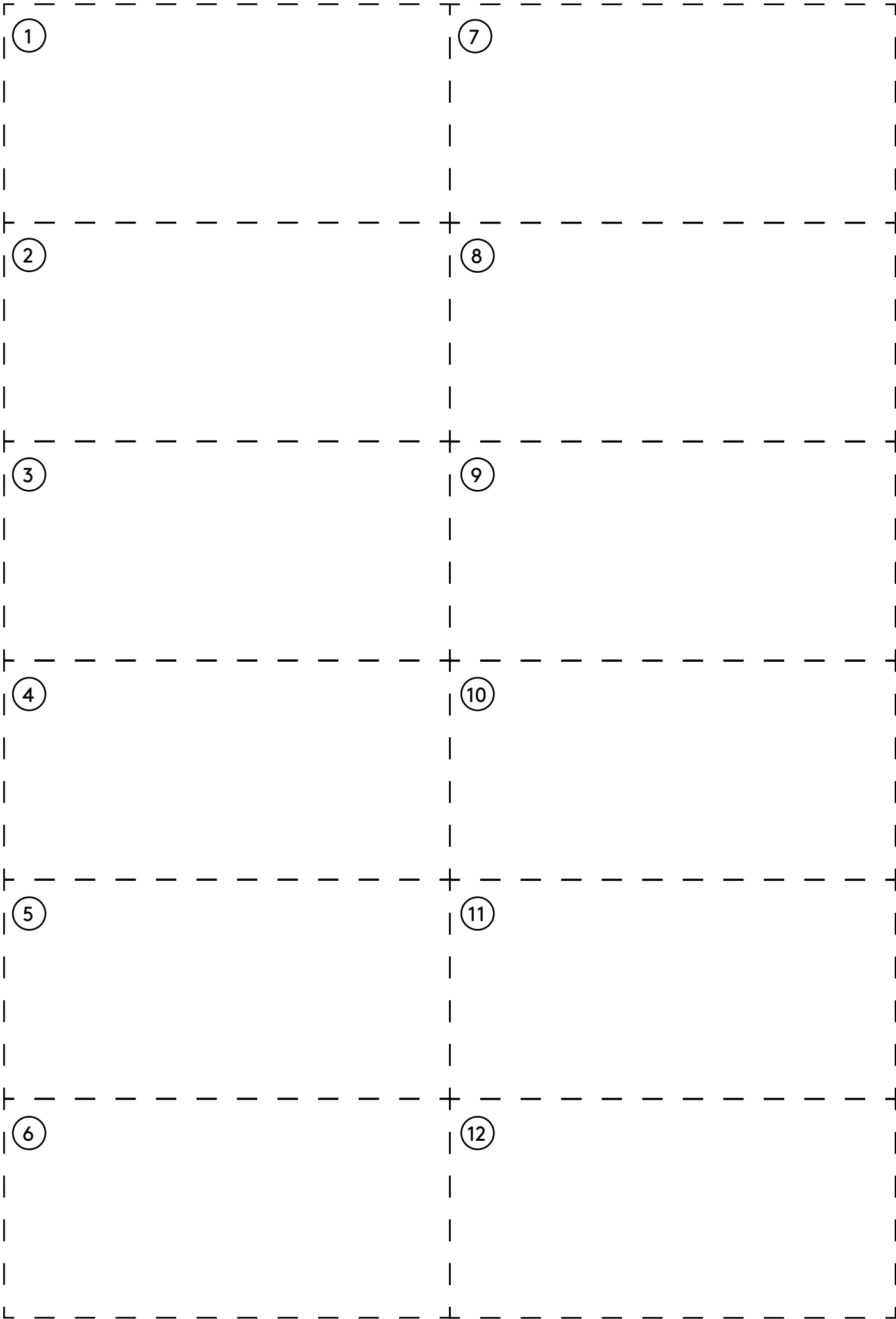


12



HURRAH!





1

7

2

8

3

9

4

10

5

11

6

12